

Main

| | |
|---------------------------------|-------------------------|
| Range of product | Harmony XB4 |
| Product or component type | Pilot light |
| Device short name | XB4 |
| Bezel material | Chromium plated metal |
| Fixing collar material | Zamak |
| Mounting diameter | 22 Mm |
| Head type | Standard |
| Sale per indivisible quantity | 1 |
| Shape of signaling unit head | Round |
| Cap/operator or lens colour | Orange |
| Operator additional information | With plain lens |
| Light source | Universal LED |
| Bulb base | Integral LED |
| Light source colour | Orange |
| [Us] rated supply voltage | 230...240 V AC 50/60 Hz |

Complementary

| | |
|--|---|
| Height | 47 Mm |
| Width | 30 Mm |
| Depth | 54 Mm |
| Terminals description ISO n°1 | (X1-X2)PL |
| Product weight | 0.08 Kg |
| Resistance to high pressure washer | 7000000 Pa at 55 °C, distance : 0.1 m |
| Connections - terminals | Screw clamp terminals, <= 2 x 1.5 mm ² with cable end conforming- to EN/IEC 60947-1 Screw clamp terminals, 1 x 0.22...2 x 2.5 mm ² without cable end conforming- to EN/IEC 60947-1 |
| [Ui] rated insulation voltage | 250 V (pollution degree 3) conforming to EN 60947-1 |
| [Uimp] rated impulse withstand voltage | 4 KV conforming to EN 60947-1 |
| Signalling type | Steady |
| Current consumption | 14 mA |
| Service life | 100000 H at rated voltage and 25 °C |
| Surge withstand | 1 KV conforming to IEC 61000-4-5 |
| Device presentation | Complete product |
| Supply voltage limits | 195...264 V AC |

Environment

| | |
|---------------------------------------|--|
| Protective treatment | TH |
| Ambient air temperature for storage | -40...70 °C |
| Ambient air temperature for operation | -40...70 °C |
| Electrical shock protection class | Class I conforming to IEC 60536 |
| IP degree of protection | IP66 conforming to IEC 60529 IP67 IP69 IP69K |
| NEMA degree of protection | NEMA 13 NEMA 4X |
| IK degree of protection | IK06 conforming to IEC 50102 |
| Standards | EN/IEC 60947-1 EN/IEC 60947-5-1 UL 508 CSA C22.2 No 14 EN/IEC 60947-5-5 EN/IEC 60947-5-4 JIS C8201-5-1 JIS C8201-1 |
| Product certifications | CSA UL listed |
| Vibration resistance | 5 gn (f= 12...500 Hz) conforming to IEC 60068-2-6 |
| Shock resistance | 30 gn (duration = 18 ms) for half sine wave acceleration conforming- to IEC 60068-2-27 50 gn (duration = 11 ms) for half sine wave acceleration conforming- to IEC 60068-2-27 |
| Resistance to fast transients | 2 KV conforming to IEC 61000-4-4 |
| Resistance to electromagnetic fields | 10 V/M conforming to IEC 61000-4-3 |
| Resistance to electrostatic discharge | 6 KV on contact (on metal parts) conforming to IEC 61000-4-2 8 KV in free air (in insulating parts) conforming to IEC 61000-4-2 |
| Electromagnetic emission | Class B conforming to IEC 55011 |

Packing Units

| | |
|------------------------------|------------|
| Unit Type of Package 1 | PCE |
| Number of Units in Package 1 | 1 |
| Package 1 Height | 3.400 Cm |
| Package 1 Width | 5.400 Cm |
| Package 1 Length | 8.800 Cm |
| Package 1 Weight | 80.000 G |
| Unit Type of Package 2 | S03 |
| Number of Units in Package 2 | 150 |
| Package 2 Height | 30.000 Cm |
| Package 2 Width | 30.000 Cm |
| Package 2 Length | 40.000 Cm |
| Package 2 Weight | 12.585 Kg |
| Unit Type of Package 3 | P06 |
| Number of Units in Package 3 | 1200 |
| Package 3 Height | 77.000 Cm |
| Package 3 Width | 80.000 Cm |
| Package 3 Length | 60.000 Cm |
| Package 3 Weight | 109.180 Kg |

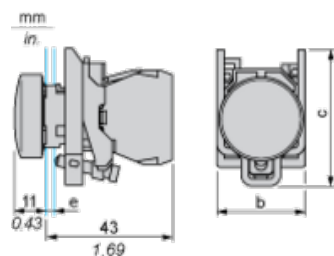
Offer Sustainability

| | |
|----------------------------|---|
| Sustainable offer status | Green Premium product |
| REACH Regulation | REACH Declaration |
| REACH free of SVHC | Yes |
| EU RoHS Directive | Pro-active compliance (Product out of EU RoHS legal scope) EU RoHS Declaration |
| Mercury free | Yes |
| RoHS exemption information | Yes |
| China RoHS Regulation | China RoHS Declaration |
| Environmental Disclosure | Product Environmental Profile |
| Circularity Profile | End Of Life Information |
| WEEE | The product must be disposed on European Union markets following specific waste collection and never end up in rubbish bins |

Contractual warranty

| | |
|----------|-----------|
| Warranty | 18 months |
|----------|-----------|

Dimensions





e : clamping thickness: 1 to 6 mm / 0.04 to 0.24 in.

b : 30 mm / 1.18 in.

c : 46.5 mm / 1.83 in.

Panel Cut-out for Pushbuttons, Switches and Pilot Lights (Finished Holes, Ready for Installation)

| Connection by Screw Clamp Terminals or Plug-in Connectors or on PCB | Connection by Pushbutton Connectors |
|---|--|
|  |  |
| <p>(1) Diameter on finished panel or support (2) 40 mm min. / 1.57 in. min. (3) 30 mm min. / 1.18 in. min. (4) Ø 22.5 mm / 0.89 in. recommended (Ø 22.3 mm $_{0}^{+0.4}$ / 0.88 in. $_{0}^{+0.016}$) (5) 45 mm min. / 1.78 in. min. (6) 32 mm min. / 1.26 in. min.</p> | |

Product Life Status : **Commercialised**